

**Тема уроку:** Як стати майстром професії

**Мета уроку:**

**навчальна:** формування лінгвістичної компетентності учнів: використовувати фразові дієслова та ЛО по темі «Плани на майбутнє. Вибір професії.» в усному мовленні, ставити питання та відповідати на питання використовуючи програму “ Popplet“, розуміти та передавати нову інформацію, використовуючи нові технології.

**розвиваюча:** формувати та розвиваємо мовленнєву компетентність учнів, перекладати текст, відтворювати події в їхній логічній послідовності та висловлювати власну думку про почуте та прочитане, розвивати навички аудіювання, мовлення, читання та письма.

**виховна:** формування поведінкових компетенцій ефективно співпрацювати під час парної та групової роботи, загальну культуру учнів, прищеплення позитивного ставлення до англійської мови.

**МЕТОДИЧНА:** Використання проектної технології на уроках англійської мови.

**Тип уроку:** комбінований урок

**Вид уроку:** навчально – практичне заняття з використанням інтерактивних технологій.

**МЕТОД ПРОВЕДЕННЯ:** словесний, наочний, практичний.

**ОБЛАДНАННЯ ТА НАОЧНІСТЬ:**

- підручник, комп'ютер, проектор.
- Ілюстрована картки з лексикою текст (Exercise 4 page 61) для розвитку навичок читання та тестові завдання до нього ;
- відео для розвитку навичок аудіювання Francis Chan „ The big red tractor and the little village“ та завдання до нього;
- вправа на платформі <https://learningapps.org/display?v=pko9yhzmn18>

**ОЧІКУВАНІ РЕЗУЛЬТАТИ**



**Учень повинен знати:**

- лексику з теми;
- назви професій англійською мовою;
- правила будови англійського речення,
- правила читання та перекладу тексту.

**Учень повинен уміти:**

- давати відповіді на питання учнів та викладача, підтримувати бесіду;
- презентувати думки та твердження за допомогою методу проєктів;
- виконувати тестові завдання;
- отримувати нові знання та застосовувати їх у практичній діяльності;
- сприймати на слух інформацію англійською мовою;
- використовувати ІКТ під час виконання завдань.

## ХІД УРОКУ

<b>I.</b>	<b>ПІДГОТОВКА ДО СПРИЙНЯТТЯ ІНШОМОВНОГО МОВЛЕННЯ</b>
<b>Greeting</b>	<p><b>1. Привітання, організація учнів</b>  <i>T: Good day pupils! Are you in good mood?</i>  <i>What is the day/date today?</i>  <i>Who is absent today?</i>  <i>Do you like the holiday which we have today?</i></p>
<b>Theme of the lesson</b> <b>Aim</b> <b>Checking homework</b>	<p><b>2. Повідомлення теми та мети уроку. Перевірка домашнього завдання.</b>  <b>T:</b> The theme of today's lesson is “my future profession ” and our aim is to get to remember the names of professions, talk about disadvantages and advantages of being tractor driver and car repair, learn how to write it and send the answer with a help of program Popplet. We will learn remember synonyms words (A job, a work, an occupation, a profession, a career) which learn we in previous year, than read, speak ,watch the video and do the writing activities.  <b>T:</b> But firstly lets check the homework for today. What is the homework for today?  <b>P:</b> Make the poster of advantages and disadvantages of being tractor driver and car repair.  <i>( презентація проектів)</i></p> <p><b>T:</b> You see there are a lot disadvantages and advantages of being a tractor driver and car repair. So you only need to study hard and be a good worker. But I think you maybe could have another dream when you were a child?</p>
<b>Warming up</b>	<p><b>3. Уведення в іншомовну атмосферу.</b>  <b>T:</b>It is the time to remember your dream and write down in the imaginary dream clouds.</p> <div style="display: flex; align-items: center;">  <div style="margin-left: 20px;">  </div> </div> <p><i>(Addition 1)</i>  <i>What are you going to do</i>  <i>When you are twenty-two?</i>  <i>I'll be a pilot,</i>  <i>I'll be a doctor,</i>  <i>I'll be a teacher,</i>  <i>I'll be a worker.</i>  <i>I'll be in London,</i>  <i>I'll be in Rome,</i>  <i>I'll be in Africa,</i></p>

	<i>I'll be at home.</i>
<b>II.</b>	<b>ОСНОВНА ЧАСТИНА УРОКУ</b>
<b>Presentation and Practice</b>	<p>T: What words are called synonyms?  Synonyms are words with the same or similar meanings  And now I suggest you to remember the difference between the following words:</p> <p><b>A job, a work, an occupation, a profession, a career</b>  — Your job is the work that you do regularly in order to earn money, especially when you work for a company or public organization;  — Work is used in a more general way to talk about activities that you do to earn money, either working for a company or for yourself;  — We use occupation to talk about the kind of work that someone usually does. Occupation is used mainly on official forms;  — A profession is a kind of work for which you need special training and a good education;  — Your career is the type of work that you do or hope to do for most of your life</p> <p><i>And now let's do an exercise with these words.</i>  1. My last <b>job</b> was with a computer firm.  2. He finally got a <b>job</b> in a supermarket.  3. I started <b>work</b> when I was 18.  4. State your name, age, <b>occupation</b> in the box below.  5. The legal <b>profession</b>. I am interested in <b>a career</b> in television.  6. His <b>career</b> is more important to him than his family.</p>
<b>Reading</b>	<p>T: Well, we know your dreams and now we have the opportunity to know the dreams of Andy, Linda, if their dreams come true.</p> <p><b>Pre-reading</b>  (Exercise 4 page 61)</p> <p><b>Look through the text and find unknown words to you:</b>  Suits somebody [su:t 'sʌmbədi] відповідати вимогам  Advance [əd'vɑ:ns] удосконалюватися  Involve [ɪn'vɒlv] втягати, вплутувати  Communicative [kə'mju:nɪkətɪv] говоркий; товариський,  Spontaneous [spɒn'teɪniəs] мимовільний; спонтанний  Purpose ['pɜ:pəs] цілеспрямованість, воля  Amaze [ə'meɪz] вражати</p> <p><b>Reading Exercises 4 on page 61</b></p> <p><b>4<sub>a</sub>) Read and guess the jobs of the people (see pages 61-62).</b>  <b>Speaker A ( Andy ):</b></p>

	<p>This isn't the job for someone who likes routine, because you never know what the next day is going to be like. This suits me, because I don't like to plan far in advance anyway. Every day is different, and every day involves meeting new people. My problem is that I quickly get bored, so it's good for me to have a job that gets me out and about. To do this job, you have to be a communicative person and be able to talk with anybody, because you meet all sorts of people. And you have to be spontaneous and react to the moment as it comes. I don't think I could stand a job where you sit in an office all day. I like to be where the action is.</p> <p><b>Speaker B (Linda)</b></p> <p>When I tell people what my job is they say it must be very difficult and depressing but I don't think so. I think it's a wonderful job. People say that it must involve a lot of personal sacrifice, I mean, there are all sorts of things that you have to do that most people wouldn't like to do, but personally I don't see it this way at all. In fact, I think I'm being selfish, because I'm doing what I want to do. I've always liked helping others. It gives me a good feeling and a sense of purpose. What amazes me is the sense of optimism my patients have. We have fun together and play games together. And, unlike in other jobs, you don't have to put on an act. I used to feel sorry for such people before I got this job, but not any more. I wouldn't change my job for the world.</p> <p><b>Post reading</b></p> <p>T: Well done. Our next activity for today is to do Exercise 4b,4c p.63</p> <p><b>4b) Match the people with their jobs.</b></p> <p>Andy Linda</p> <ol style="list-style-type: none"> <li>1) accounting</li> <li>2) salesperson</li> <li>3) landscape gardener</li> <li>4) hospice nurse</li> <li>5) journalist</li> </ol> <p><b>4c) Match the people with their personality types.</b></p> <p>Andy Linda</p> <ol style="list-style-type: none"> <li>1) worried</li> <li>2) living life to the full</li> <li>3) nothing ventured, nothing gained</li> <li>4) warm- hearted</li> <li>5) reliable</li> </ol>
<p><b>Listening</b></p>	<p><b>Francis Chan The big red tractor and the little village</b></p> <p>Once upon a time in a little field, in a happy little village lived a big red tractor. Every morning during the ploughing season the village people no not those much would come out and start the red tractor everyone loved the tractor and powerful noises it would make they would cheer for the big red tractor because he would help</p>

them through plowing season. The people work together to move the tractor half of the villages would push from behind while the other half pull they have been doing it this way for many generations. Some day some days they move the tractor ten feet, some days they moved to 20 they did this for three whole months every year because of their hard work the villagers always managed to plow the field just in time to plant and just before the rainy season the rains would come to water the field then the Sun would come out to make the crops grow and then the people would come out and harvest all the new crops it was just enough food to feed the entire village one day farmer Dave was cleaning out his attic to his surprise he found an old book tucked beneath his great Grandpa's belongings it was the owner's manual - the big red tractor this book told about how the tractor was made and all the great things it could do farmer Dave studied the book all I he was shocked by what he was reading according to the book if the big red tractor was running properly it could plow the whole field in just one day early the next morning farmer Dave gathered the villagers to tell them the good news but nobody believed him there's no way that tractor can move on its own some said one lady said it sounds like you're reading a fairy tale the people laughed at him this made farmer Dave very sad this didn't stop farmer Dave from believing what he read every night while the other villagers were asleep farmer Dave spent time repairing the big red tractor one night farmer Dave fix the tractor completely he jumped on the tractor and had so much fun driving it he ended up plowing the whole field in one night the next morning the villagers woke up and were in shock the whole field had been plowed it's a miracle one man said maybe aliens came down said an old woman no look over there a little boy shouting it was farmer Dave sleeping it was then the people shouted he was right the tractor book is true the villagers ended up plowing many fields that year and harvesting way more food than they could ever eat they had so many leftover boxes of food that they began taking the boxes to other villages where food was scarce the big red tractor in his little village soon became famous throughout the land they became known as the most generous and life-giving people in the whole wide World.

***<https://www.youtube.com/watch?v=Bf-4IsinRI0>***

***Pre listening***

***Guess the Ukrainian translation of the words using pictures.***

1. Plough [plau] оранка

2. Plow [plau] оранка


3. generation [ˌdʒenə'reɪʃ(ə)n] покоління;

4. crop [krɒp] урожай; пашня

5. harvest['hɑ:vɪst] жнива; збирання врожаю

6. manual['mænjʊəl] підручник, посібник

7. scarce [skeəs] убогий





Listening and  
Post - listening.

<https://learningapps.org/display?v=pko9yhzmn18>

<b>Writing</b>	<b>T:</b> Now I suggest you to use the programm popplet and write me answer the question : “ <b>Will you do the same what did the farmer Dave?explain why yes or why not?</b> ”
<b>III.</b>	<b>ЗАКЛЮЧНА ЧАСТИНА УРОКУ</b>
<b>Homework</b>	Exercise 4 page 62 to read the text to the end and translate.
<b>Summarizing</b>	2. Підведення підсумків уроку. <i>T:</i> Our lesson soon will come to its end, lets summarize what we learn today. What do we learn today?What do we remember today? What activities do you like more? Do not you change the mind and want to work on your profession? Is it was useful for you to know how to use the program popplet?

## Addition 1



What are you going to do  
When you are twenty-two?  
I'll be a pilot,  
I'll be a doctor,  
I'll be a teacher,  
I'll be a worker.  
I'll be in London,  
I'll be in Rome,  
I'll be in Africa,  
I'll be at home.

### Addition 2

**And now let's do an exercise with these words.**

My last **job** was with a computer firm. He finally got a **job** in a supermarket.  
I started **work** when I was 18. State your name, age, **occupation** in the box below.  
The legal **profession**. I am interested in **a career** in television. His **career** is more important to him than his family.

### Addition 3


**Look through the text and find unknown words to you**

Suits somebody	[su:t 'sʌmbədi]	відповідати вимогам
Advance	[əd'vɑ:ns]	удосконалюватися
Involve	[ɪn'vɒlv]	втягати, вплутувати
Communicative	[kə'mju:nikətɪv]	говіркий; товариський,
Spontaneous	[spɒn'teɪniəs]	мимовільний; спонтанний
Purpose	['pɜ:pəs]	цілеспрямованість, воля
Amaze	[ə'meɪz]	вражати

### Addition 4

1. Plow [plau] оранка
2. generation [ˌdʒenə'reɪʃ(ə)n] покоління;
3. crop [krɒp] урожай; пашня
4. harvest ['hɑ:vɪst] жнива; збирання врожаю
5. manual ['mænjʊəl] підручник, посібник
6. scarce [skeəs] убогий







<b>Advantages of being tractor driver and car repair</b>	<b>Disadvantages of being tractor driver and car repair</b>
<ol style="list-style-type: none"> <li>1) a worker can assemble, adjust, adjust and test, and during operation - to service and repair.</li> <li>2) A prestigious work,</li> <li>3) To work in other sectors of the national economy, agricultural sphere.</li> <li>4) The modern tractor driver possesses knowledge and skills of many agricultural trades: a driver, a tractor operator, a mechanic, knows the structure and rules of operation of tractors and agricultural machines, a system of maintenance of a machine-tractor park, signs of major malfunctions and ways of their elimination. He has the necessary knowledge of the basic rules of agrotechnics and advanced technology of mechanized crop cultivation.</li> <li>5) Highly   well-paid work</li> </ol>	<ol style="list-style-type: none"> <li>1) Various hand tools - keys and screwdrivers, hammers, saws, measuring devices, pneumatic equipment, stands, electrical mechanisms and devices, etc. what can cause harm to your health.</li> <li>2) Hard work</li> <li>3) Need a lot of time to work</li> <li>4) The place of work is not the place somewhere in the office.</li> </ol>

**Theme.** Видатні люди своєї професії

**Objectives:**

- to systematize students' knowledge on the theme;
- to teach students to generalize the material;
- to develop listening and reading skills;
- to develop students' speech habits;
- to foster cognitive and creative abilities, logical thinking, language intuition;
- to teach students to be quick-witted;
- to develop socio-linguistic and cultural competence;
- to cultivate pride for their compatriots.

**Visual Aids:** Cards; a tape with the text; a tape recorder; flash - cards, handouts.

**Resources.**

Olga & Valeria Elbrekht. Focus on Ukraine. English student's book./ Olga & Valeria Elbrekht - X.: Веста: Вид-во «Ранок», 2006.- 33с.

Evans Virginia. Click on Ukraine 1/ Evans Virginia, Kalinina Larisa, Samoilyukevych Inna Express Publishing, 2007.-9с.

<http://www.about-ukraine.net/sports-in-ukraine.html>

<http://sites.utoronto.ca/elul/English/Franko/Franko-Myron-Hrytsko.pdf>

**Procedure**

**I. Preliminary of the Lesson.**

1. *Greeting.*

***Good morning students! Glad to see you. How are you? Ok, I'm glad that everything is fine with you.***

2. *Presentation of the theme and the objectives.*

***Look at the White board. Let`s read the Quotation:***

***Outstanding people have one thing in common: an absolute sense of mission.***

***Do you agree with this quotation?***

***The synonyms to the word 'outstanding' are the words prominent, excellent, remarkable.***

***Can you name the outstanding people of our country?***

***The topic of our lesson is "Outstanding people of Ukraine". Imagine you are in the gallery of famous and popular people of Ukraine. Today we will go on the interactive excursion to the gallery of outstanding people of Ukraine. We will visit 5 exhibition halls. And of course we will do some tasks. There are a lot of names here, but we will make a stop only at some of them.***

***To the end of the lesson you will be able to get acquainted with the biography of the famous Ukrainian figures in the world of science, literature, art etc.***

3. *Warm-up.*

***Look at these people.***

***Which bank note do they appear on?***

***You have got 3 word-combinations. Guess the surname.***

1- 980, Christianity, Prince

2- a library, St. Sophia`s Cathedral, the Golden Gates

5- Subotiv, Pereyaslav, the Hetman of the Zaporozhian Army

10- 26 churches and cathedrals, town of Bendery, Ukrainian Baroque style

20- "The Painted Fox", "The Stolen Happiness", "The Education of Hrytsko"

50- "History of Ukraine-Rus'", The Head of the Ukrainian Central Council,

100- 9 March, Testament, Kathrine

200- a drama, Kosach, "The Forest Song"

500- a fable, a philosopher, "The Garden of Divine Songs"

## **II. Main Part.**

1. Students` project work. `Outstanding Writers and Poets`.

2. Dramatizations.

***We will see the extract from the Franko`s story. `The Education of Hrytsko`. Translated by Stephen Shumeyko.***

\*\*\*

"Do you see that house?"

"Yes."

"Well, just remember; that's a school."

"Bah!"

"Just behave yourself; don't show any of your tricks; listen to your teacher; I'm on my way to get you registered."

"Bah!"

"And now you run along with these little boys. Take him along with you, boys."

\*\*\*

"Come along!"

"Do you see that over there?"

"I thee,"

"There's a hole there,"

"A hole!" repeated Hrytsko.

"If you don't behave yourself, the teacher will throw you into that hole and you'll have to sit there the whole night through."

"I don't want to,"

"Rap on the door! Faster!"

"Why?" asked Hrytsko.

"You have to! It's the custom for anyone who comes here for the first time."

"Hush, you fool, you shouldn't do that! Whoever raps on the door should also be rapped on the shoulders. Didn't you know that?"

"No-o-o-o, I didn't," whimpered Hrytsko.

"And why didn't you?"

"B—b—because this is the first time I've been in school."

"The first time! Aha!"  
"Oh, I see we'll have to act as hosts to you!"  
"Here, you fool, take a bite; faster!"  
"Eat, you fool, faster!"  
"W-W-Why are you laughing?"  
"Nothing at all. Do you want to eat some more of it?" , -  
"No; what ith it?"  
"Don't you even know? What a fool! That's a kind of Jerusalem; it's very good."  
"Oh, not very good," said Hrytsko.  
"But you've not really tasted it yet. It's proper to eat for everyone who comes to school for the first time."

\*\*\*

"What is your name?"  
"Hrytsko."  
"What kind of a Hrytsko? Aha, you're a new one. Why aren't you in your seat? Why are you crying? How did you get so white? Ha?"  
"Why I ate some Jerusalem."  
"What? Some Jerusalem!?" questioned the teacher. Again the boys could hardly contain themselves from laughter.  
"The boys gave it to me."  
Hryts looked around the room, but he couldn't recognize anyone.  
"Well, now! Go ahead, sit down! You had better learn something, but don't eat any more Jerusalem, or else you'll get a whipping!" Let`s start our lesson.  
"a-ba-ba-ha-la-ma-ha."  
"a-ba-ba-ha-la-ma-ha."  
"Hryts! You're not paying the least bit of attention!"  
"a-ba-ba-ha-la-ma-ha."  
"halamaha."

3. Students` project work. `Famous Scientists`.

***So, now we are in the exhibition hall "Famous scientists". Science is very interesting and unusual world where it can be done a lot of discoveries and for which the humanity will be appreciated.***

***Let`s listen to the information about some of the scientists.***

***Wellcome the guides from this echibition hall.***

4. Watching and discussion the video clip. Pair work.

***Now I propose you to watch the video clip. After that you have to make up sentences from the words in the list***

**A Igor Sikorsky (1889,1972)**

Scientist, inventor and aircraft designer; father of the first multi-engine plane. Born in Kyiv, he emigrated to the USA in 1919. In 1939 he designed the first helicopter.

**B Oleg Antonov (1906-1984)**

Scientist, aviation engineer, designer. A resident of Kyiv, he designed over 60 planes of various types, including the largest transport plane "Ruslan", passenger and first-aid planes. Under his guidance, a new brand of planes - AN - appeared. He also founded an aviation design bureau in Kyiv.

### **C Sergiy Korolyov (1906-1966)**

Scientist and pioneer in space exploration, creator of practical space engineering. Born in Zhytomyr, he graduated from Kyiv Polytechnic Institute and Moscow Higher Technical School. Korolyov headed the design and launch of the first sputniks (satellites), rocket carriers and spacecraft *Vostok* and *Voskhod*.

***Read the text and underline all the words related to aeronautics, aviation and space flight. Which of them sound similar in Ukrainian? In pairs, compare your lists.***

***In pairs, choose one of the people in paragraphs A-C and tell your partner about this person without mentioning his name. Your partner must guess the person. Present this person to your classmates.***

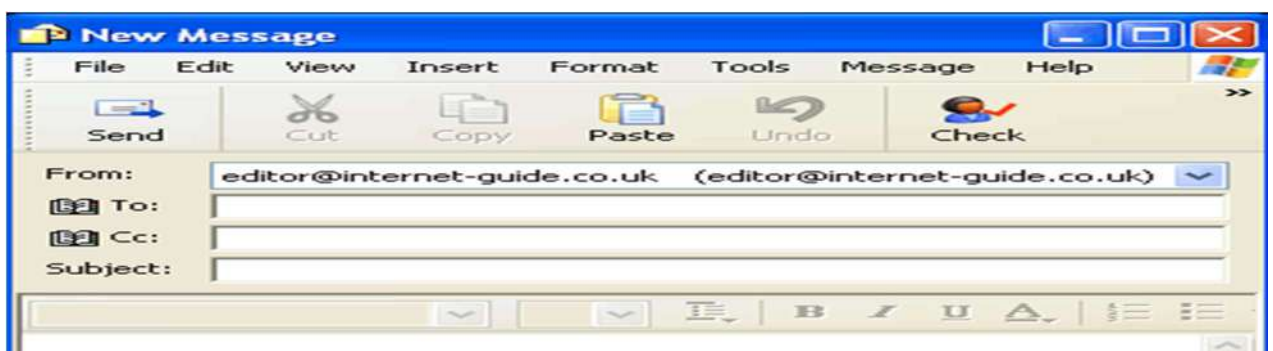
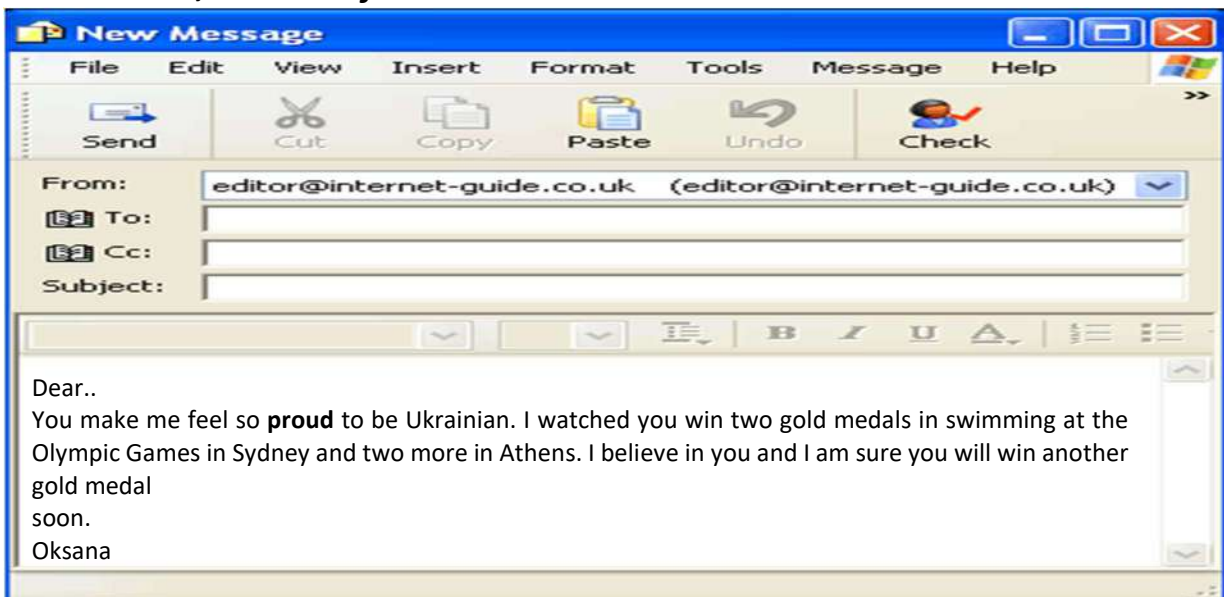
5. Students` project work. `Sports Celebrities`.

***Ok, let's move forward and our next stop is the exhibition hall "Sports Celebrities". Here you could meet people who revolutionized the world of sports. There are a lot of names here, but I want to make a stop only at some of them.***

6. Listening activity.

***These people have got their own fan sites and receive hundreds of e-mails every day.***

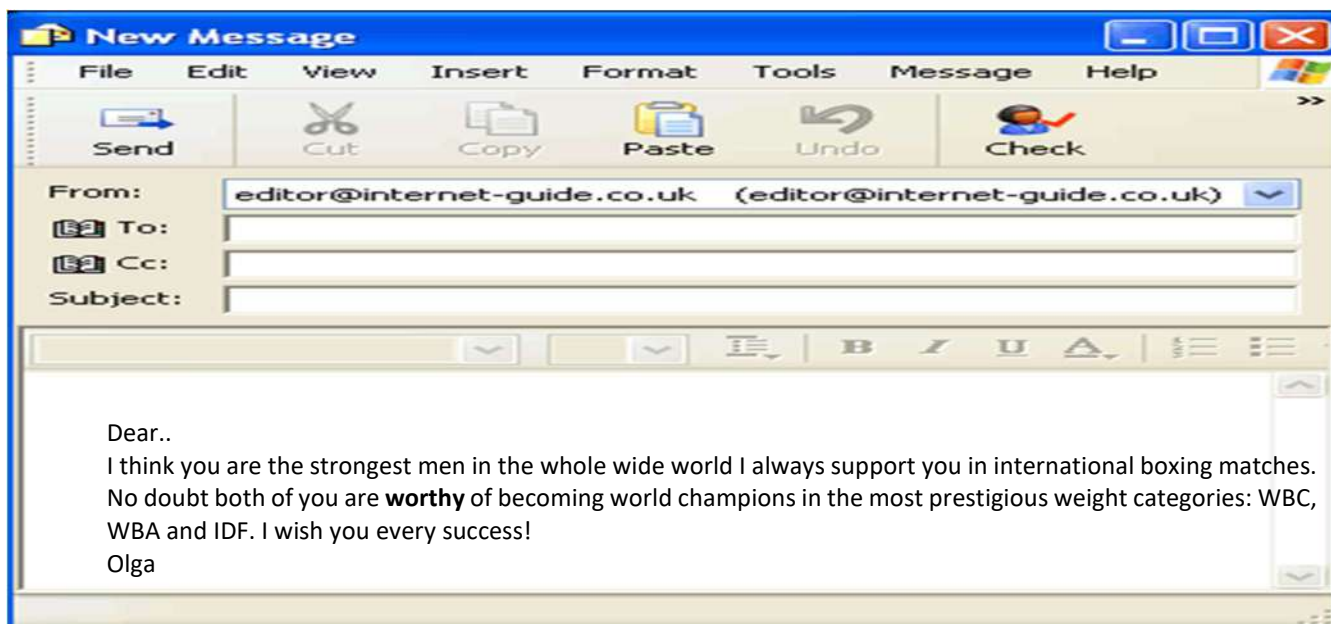
***Listen, read and fill in the correct names in each e-mail***



Dear..

I always watch you on the European football **pitches** as Milan's best forward. You are my favourite footballer. There is no other **scorer** as good as you. You show everyone that Ukrainian players can be strong and **unrivalled**. I knew you would be chosen Best Player of Europe this year. You deserve it. Your success is sure to raise the prestige of Ukraine.

Petro



**Match the words in bold to their definitions (1-5).**

- 1 a special area of ground on which football is played
- 2 better than any other of the same type
- 3 deserving respect, admiration or support
- 4 feeling very pleased about something
- 5 a player who scores points in a game

**Imagine you are a reporter. Choose one of the people in the pictures and act out an interview.**

7. Students` project work. `Prominent Artists of Ukraine`.

**We are in the exhibition hall "Prominent Artists of Ukraine". Here we are going to meet people who had done a great contribution to the world of Art. World-known artists are represented here.**

8. Creative work.

8.1. **Look at these pictures. Where is the house of Shevchenko's parents?**

8.2. **You have to do the puzzle. 2 teams – 2 puzzles.**

**Fit these pieces of the picture together.**

**There is the QR codes on the back side of the picture. Decode them and read the artists` description of their pictures.**

**1 - In 1842 Taras Shevchenko painted the picture «Catherine». Just as in the poem, in the picture Shevchenko expressed his own strong protest against the tragic conditions of the serf woman of that time.**



***“I drew Catherine while she parted with her Moskalyk and return to a village; in the pasture near hut the grandfather sits and sadly looks at Catherine, but she did not cry unfortunated. And Moskal galloped in the dust. Even the dog was barking.***



**answer - Taras Shevchenko. `Catherine`**

**2 - «You may not like my works as I paint only flowers. But how can I not paint them if they are so beautiful. When I begin a picture of flowers, I think sometimes: when I finish it, I'll do something from the life of the people. But by the time I finish it, my imagination already draws new pictures, and all of them – flowers.**



***When spring comes, and the fields turn green, and flowers begin to blossom, each one is prettier than the others... My God, I forgot everything and again paint flowers. Don't be angry with me, my close and distant friends, for my painting flowers because pictures with flowers are beautiful”***







*answer – Kateryna Bilokur. `The Flowers Behind the Fence`*

### 8.3. Writing

**Open your books at page 95.**

**Using the QR codes write a short biography of the painters.**



- When did she live?
- When did she start painting?
- What was she influenced by?
- What is her style?
- What are her most famous works?
- Is she popular today?
- Was she popular in her life time?

9. Students` project work. `The Pride of the Country`.

***Ok, we are leaving this hall and I want to show you another one. Here we are going to meet the people who had done a great contribution to the development of our country. And of course the task is waiting for you.***

10. Watching the video clip. Vocabulary Practice.

***We are going to listen to the information about the outstanding person of our country.***

#### ***Tapescript.***

Yaroslav the Wise - Grand Prince of Kyiv - was born in Kyiv in 978. He was a son of Grand Prince Volodymyr, who converted Kyivan Rus to Christianity.

After his father's death, Yaroslav waged war against his brother Svyatopolk I and gained the Kyiv throne. Under the rule of Yaroslav the Wise, Kyivan Rus, with Kyiv as its capital, grew more powerful than ever. Trade with the East and the West played an important role in Kyivan Rus in the 11th century. Yaroslav established diplomatic relations with European countries. His daughters Elizabeth, Anna and Anastasia were married to the kings of Norway, France and Hungary. Yaroslav himself was married to the daughter of the King of Sweden.

Yaroslav the Wise defended his state from the attacks of nomadic tribes. He defeated the Pechenegs, who had attacked Kyiv for 120 years. To honour this

victory he laid the foundations of St. Sophia's Cathedral, the main church of Kyivan Rus.

Yaroslav the Wise valued wisdom, knowledge and books most of all. He founded a primary school and a library. There were more than 1,000 books in it. He also wrote a book of laws called Yaroslav's Justice. No wonder he was called Yaroslav the Wise.

He died in 1054 in Kyiv and was buried in St. Sophia's Cathedral in a sarcophagus made of white marble. In front of the Cathedral, there is a marble stone with his portrait on it to commemorate the first library of Kyivan Rus.

***Can you name this man?***

***10.1. Let`s try to match the words with their definitions.***

***10.2. You have got the task.***

***You can see many different words that are connected to the text.***

***Take your smart phones. Decode the QR – sentence.***

***Find out the suitable word to the sentence and circle it.***



1. ... played an important role in Kyivan Rus in the 11th century.

2. He was a ... of Grand Prince Volodymyr.



3. Yaroslav was married to the daughter of the King of ... .

4. Yaroslav the Wise defeated the ... had attacked Kyiv for 120 years.





5. He wrote a book called Yaroslav`s ... .

Answers : 1. Trade. 2. Son. 3. Sweden. 4. Pechenegs. 5. Justice.



**10.3. Put the sentences in order.**

Yaroslav the Wise - Grand Prince of Kyiv - was born in Kyiv in 978.
He was a son of Grand Prince Volodymyr, who converted Kyivan Rus to Christianity.
After his father's death, Yaroslav waged war against his brother Svyatopolk I and gained the Kyiv throne.
His daughters Elizabeth, Anna and Anastasia were married to the kings of Norway, France and Hungary.
Yaroslav himself was married to the daughter of the King of Sweden.
He defeated the Pechenegs, who had attacked Kyiv for 120 years.
To honour this victory he laid the foundations of St. Sophia's Cathedral, the main church of Kyivan Rus.
He founded a primary school and a library. There were more than 1,000 books in it.
He also wrote a book of laws called Yaroslav's Justice.
He died in 1054 in Kyiv and was buried in St. Sophia's Cathedral in a sarcophagus made of white marble.

**10.4 Listen to the tape and mark the sentences T (True) or F (False). Then, in pairs, read and correct the false statements.**

- a Yaroslav the Wise was a brother of Grand Prince Volodymyr. ....
- b Under the rule of Yaroslav the Wise, Kyivan Rus grew less powerful than ever. ....
- c Prince Yaroslav was married to the daughter of the King of Norway. ....
- d Yarosiav's daughters were married to foreign kings. ....

**III. Summing up.**

- 1. Cinquain.

***You have to write a cinquain - a five lines poetic form which consists of 1 noun, 2 adjectives, 3 actions, 4 feeling words, then 1 noun that is the same as top noun.***

***The first line will be the name and the surname of one of the outstanding people of our country.***

***So, our exhibition has just closed. Tell me, who is the closest in spirit to you from the represented well-known people and why?***

***(students' answers)***

***I am proud to be Ukrainian. And what about you? Are you proud to be Ukrainian?***

***I think that to be Ukrainian means to be proud of our country and to be fond of our country.***

***But there is the only thing that I'm really proud of. I'm proud of our people.***

***It seems to me that we should always move forward and be aspired by only the best. The most important thing for you now is not to waste time, to involve yourself in education, to bring up the leader's skills and maybe some days your children will see your names at the history pages.***

**2. Home assignment.**

***Your task is to write the biography of the outstanding person of Ukraine.***