

Тема. Британія. Природні ресурси

Мета: поглибити та систематизувати знання учнів про визначні місця країни, мову якої вони вивчають. Закріпити правила вживання артикля «the» з власними назвами.

Задачі уроку:

- активізувати та закріпити вивчений лексико-граматичний матеріал;
- розвивати та удосконалювати вміння учнів вживати артикль «the» з власними назвами;
- удосконалювати вміння та навички читання, аудіювання, письма, усного мовлення, реагувати вербально на запитання;
- формувати в учнів комунікативну компетенцію в процесі творчих та діалогічних вправ; мотивувати готовність брати участь в іншомовному спілкуванні, бажання до подальшого самовдосконалення у галузі володіння іноземною мовою;
- розвивати вміння школярів працювати з інформаційними та візуальними джерелами, медіаресурсами; максимально розуміти всю інформацію, що міститься в тексті, усно висловлювати власні думки і припущення з опорою на лексико-граматичну структуру;
- формувати ціннісні орієнтири до навчально-пізнавальної діяльності учнів через розвиток соціально комунікативних здібностей шляхом залучення вихованців до творчої групової діяльності;
- зацікавити учнів темою уроку; виховувати повагу та інтерес до країни, мова якої вивчається; допомагати учням бути вільними у спілкуванні.

Тип уроку: урок узагальнення й систематизації знань.


Матеріально-технічне забезпечення: мультимедійний апарат, підключений до глобальної мережі Інтернет; Web-сервіси Padlet (<https://padlet.com/broken16heart/2fqurz7t3uxv>), learningapps (<https://learningapps.org/display?v=pn7rdcej17>), Tagul.com. (хмара слів).

Дидактичні матеріали: підручник, картки із завданнями та запитаннями, роздатковий матеріал, карта Лондону, картка оцінювання.

II. Main part of the lesson

1. Introducing the topic (2')

- Watch proposed video and say the topic of our lesson. What city will we visit together?



- So what is the subject of our lesson?
- Today we'll have an unusual lesson: we'll make an excursion around London, revise such words as sights of London, practice our listening, speaking and writing skills, we act it in pairs, ask and answer about different places of interest in London.

Task «Expectation»

- What do you expect from our lesson? What information do you want to know?

2. Listening

1) Pre-listening (4')

- So, today we start our travelling from Calais with 2 friends John and Terry. Now we are in France. We are going to visit Dover.
- First of all I'd like to explain all unknown for you words from text you are going to listen to.

Calais [kelei]—Кале

a cliff – круча, стрімка скеля

a harbor—гавань



2) While-listening (3')

- Listen to their dialogue very carefully. (p. 220 - 221 from the textbook)

John: Did you have a nice evening?

Terry: Yes, I've been watching a documentary film on TV.

John: Really? What was it about?

Terry: About a sea trip to Great Britain.

John: A sea trip? I would prefer flying there by airplane.

Terry: Sure, it is the fastest way. But if you want to make your visit to Great Britain more exciting, you should choose the other way.

John: Well, what is it like?

Terry: First, you go to Calais by train, and then cross the Strait of Dover on board the channel boat. The English Channel is rather narrow here – only thirty two miles wide and the crossing takes only an hour and a quarter. Then you'll see the white cliffs of Dover.

John: Dover? What is it?

Terry: Dover is one of the most ancient ports. Right above the harbor on a cliff stands

Dover Castle called 'The Key of England'.

John: Really? It sounds interesting. Can you show me the way on the map?

Discussion

- Have you caught the meaning of all the words in the text? Let's revise.

- What was kind of trip?
- How can we get there?
- What could we see in Dover?
- What is another name of Dover Castle?

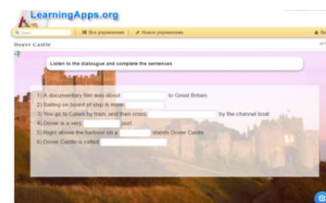
- Let's listen to the text once more.

3) Post listening (6')

Task «Insert missing words»

- You should complete sentences from the dialogue using the program. (<https://learningapps.org/display?v=pn7rdcej17>). Do this exercise in group. Then we check up your answers.

1) A documentary film was about -1- to Great Britain.



- 2) Sailing on board of ship is more -2-.
- 3) You go to Calais by train, and then cross -3- by the channel boat.
- 4) Dover is a very -4- port.
- 5) Right above the harbour on a -5- stands.
- 6) Dover Castle is called -6-.

Answers: a sea trip, exciting, the Strait of Dover, ancient, cliff, the Key of England.

3. Grammar (6')

Task «Match photos with article»

- We keep on our travelling to London. Let's revise what we know about this beautiful and ancient city and its places of interest. But we need to refresh our knowledge about definite article «the». Tell me please the rules when we use and don't use this article with proper names, especially with places of interest (pupils say the rule).

Now I'll show you different famous places in London. It can be museums, monuments, various buildings etc. You should name them and explain the usage of the article.

the – Houses of Parliament, Globe Theatre, British Museum, London Eye,
~~the~~—Nelson's Column, Buckingham Palace, Westminster Abbey, St. Paul's Cathedral, Tower Bridge.



4. Physical exercise (2')

The wheels on the bus go round and round

Round and round, round and round

The wheels on the bus go round and round

Round and round and round

The Big Ben clock goes tick ticktick, tick ticktick, tick ticktick


The big ben clock goes tick ticktick, tick ticktickticktick
 The bus now goes to the London eye, London eye, the London eye
 The bus now goes to the London eye, London eye
 The people can watch the wheel so high, the wheel so high, the wheel so high,
 The people can watch the wheel so high, the wheel so high
 The bus now goes to the London Bridge, London Bridge, London Bridge
 The bus now goes to the London Bridge, London Bridge
 The London Bridge goes open and close, open and close, open and close
 The London Bridge goes open and close, open and close
 The London tower is on your right, on your right, on your right
 The London tower is on your right, on your right,
 The London tower stands tall and bright, tall and bright, tall and bright
 The London tower stands tall and bright, tall and bright

5. Speaking (11')

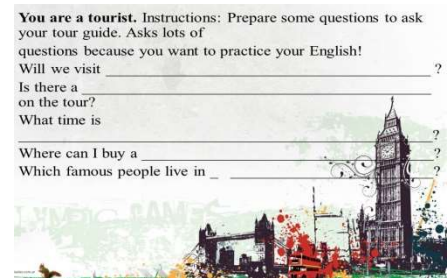
Role play.«Excursion in London. Tourists and Guide»

- We are going to practice role play today. Imagine that you are in tour. One of group will be a tour guides, another –tourists.
- Your cue card will give you a choice of words and expressions your character might use. Remember that you may be asked questions about things not on your role card.
- If you are a tour guide, you should prepare speech and then give a guided tour. Be prepared to answer the tourists' questions! Also you can use the map of London and show places of interest of your tour.

You are a tour guide. Instructions: Prepare your speech and then give a guided tour. Be prepared to answer the tourists' questions!
 Good morning/afternoon everyone! Welcome to this tour of _____ (place) by _____ (transport).
 My name's _____
 I'm your guide on our tour of _____
 The tour will take _____ hours.
 First we'll see _____ Then we'll see _____
 Next we'll _____ After that _____
 Finally we'll _____
 Any questions?



- If you are a tourist follow such instructions: prepare some questions to ask your guide. Ask lots of questions because you want practice your English! You should write down all you questions.



- Be prepared to use your imagination. Be ready to act out this dialogue with your classmates.

III. Summarizing

1. Reflection (4')

- At the end of our lesson tell me please, did your expectations about lesson come true? What did you like the best? Write down your opinions and wishes about lesson on these double-deckers. Then we stick them on our map of London. (Children do this task in groups)

3) Homework (1')

Take down the assignment for home in your day-books.

Refresh the grammar material «Usage of definite article», prepare report or poster about one of the place of interest in London.